

NOBLE POLYMERS LIMITED

Regd Off: Plot No. 3/A, Survey No. 189/A, Natraj Industrial Estate, Village Vasna Iyava,
Tal: Sanand, Ahmedabad - 382170

(I) (a) STATEMENT SHOWING SHARE HOLDING PATTERN FOR THE QUARTER ENDED ON 31/12/2012



SCRIP CODE:40846

COMPANY NAME: NOBLE POLYMERS LIMITED

| Partly paid - up Shares | No. of Partly Paid up Shares | As a % of total no. of Partly Paid Up Share | As a % of total No. of shares of the Company |
|--|-------------------------------|---|---|
| Held by promoter/ promoter group | NIL | NIL | NIL |
| Held by Public | NIL | NIL | NIL |
| Total | NIL | NIL | NIL |
| Outstanding Convertible Securities | No. of Outstanding Securities | As a % of total no. of outstanding Convertible securities | As a % of total no. of shares of the Company assuming full conversion of the convertible securities |
| Held by promoter/ promoter group | NIL | NIL | NIL |
| Held by Public | NIL | NIL | NIL |
| Total | NIL | NIL | NIL |
| Warrants | No. of Warrants | As a % of total no. of Warrants | As a % of total no. of shares of the Company assuming full conversion of Warrants |
| Held by promoter/ promoter group | NIL | NIL | NIL |
| Held by Public | NIL | NIL | NIL |
| Total | NIL | NIL | NIL |
| Total paid - up capital of the company, assuming full conversion of warrants and convertible securities | 32,39,500 Shares | | |

Date: 10.01.2013
Place: Ahmedabad

For Noble Polymers Limited


 DIRECTOR
 

STATEMENT SHOWING SHARE HOLDING PATTERN FOR THE QUARTER ENDED ON 31/12/2012

SCRIP CODE:40846

COMPANY NAME: NOBLE POLYMERS LIMITED

| Cate Code | Category of Shareholders | No of Share Holders | No of Shares Held | No of Shares Held in Demat | Total Shareholding as % of Total No. of Shares | | Shares Pledged or Otherwise Encumbered | |
|-----------|---|---------------------|-------------------|----------------------------|--|--------------------|--|----------------|
| | | | | | As %age of (A+B) | As %age of (A+B+C) | No. of Shares | As a % of A |
| A | Shareholding of promoter and promoter group | | | | | | | |
| 1 | Indian | | | | | | | |
| a | Individuals/HUFs | 8 | 1154581 | 0 | 35.64072 | 35.64072 | 0 | 0.00000 |
| b | Central Govt./State Govts. | 0 | 0 | 0 | 0.00000 | 0.00000 | 0 | 0.00 |
| c | Bodies Corporate | 1 | 54990 | 0 | 1.69748 | 1.69748 | 0 | 0.00 |
| d | Financial Institutions/Banks | 0 | 0 | 0 | 0.00000 | 0.00000 | 0 | 0.00 |
| e | Any other | 0 | 0 | 0 | 0.00000 | 0.00000 | 0 | 0.00 |
| | Sub Total A(1) | 9 | 1209571 | 0 | 37.33820 | 37.33820 | 0 | 0.00000 |
| 2 | Foreign | | | | | | | |
| a | Non Resident Individuals/Foreign Ind. | 0 | 0 | 0 | 0.00000 | 0.00000 | 0 | 0.00 |
| b | Bodies Corporate | 0 | 0 | 0 | 0.00000 | 0.00000 | 0 | 0.00 |
| c | Institutions | 0 | 0 | 0 | 0.00000 | 0.00000 | 0 | 0.00 |
| d | Any others | 0 | 0 | 0 | 0.00000 | 0.00000 | 0 | 0.00 |
| | Sub Total A(2) | 0 | 0 | 0 | 0.00000 | 0.00000 | 0 | 0.00 |
| | Total Share Holding of promoter group | 9 | 1209571 | 0 | 37.33820 | 37.33820 | 0 | 0.00000 |
| B | Public Shareholding | | | | | | | |
| 1 | Institutions | | | | | | | |
| a | Mutual Funds/UTI | 0 | 0 | 0 | 0.00000 | 0.00000 | 0 | 0.00 |
| b | Financial Institutions/Banks | 0 | 0 | 0 | 0.00000 | 0.00000 | 0 | 0.00 |
| c | Central Govt./State Govt. | 0 | 0 | 0 | 0.00000 | 0.00000 | 0 | 0.00 |
| d | Venture Capital Funds | 0 | 0 | 0 | 0.00000 | 0.00000 | 0 | 0.00 |
| e | Insurance Companies | 0 | 0 | 0 | 0.00000 | 0.00000 | 0 | 0.00 |
| f | Foreign Institutional Investors | 0 | 0 | 0 | 0.00000 | 0.00000 | 0 | 0.00 |
| g | Foreign Venture Capital Investors | 0 | 0 | 0 | 0.00000 | 0.00000 | 0 | 0.00 |
| h | Any-other | 0 | 0 | 0 | 0.00000 | 0.00000 | 0 | 0.00 |
| | Sub Total B(1) | 0 | 0 | 0 | 0.00000 | 0.00000 | 0 | 0.00 |
| 2 | Non Institutions | | | | | | | |
| a | Bodies Corporate | 0 | 0 | 0 | 0.00000 | 0.00000 | 0 | 0.00 |
| b1 | Individuals-shareholders holding normal Share capital upto Rs 1 lac | 1030 | 794329 | 0 | 24.52011 | 24.52011 | 0 | 0.00 |
| b2 | Individuals-shareholders holding normal Share capital in excess of Rs 1 lac | 55 | 1235600 | 0 | 38.14169 | 36.14169 | 0 | 0.00 |
| c | Any other 1) Individual Director | 0 | 0 | 0 | 0.00000 | 0.00000 | 0 | 0.00 |
| | 2) Clearing Member | | | | 0.00000 | 0.00000 | 0 | 0.00 |
| | 3) NRI | | | | 0.00000 | 0.00000 | 0 | 0.00 |
| | 4) OCB's | 0 | 0 | 0 | 0.00000 | 0.00000 | 0 | 0.00 |
| | 5) Trust | 0 | 0 | 0 | 0.00000 | 0.00000 | 0 | 0.00 |
| | Sub Total B(2) | 1085 | 2029929 | 0 | 62.66180 | 62.66180 | 0 | 0.00 |
| | Total Public Share Holding B(1) + B(2) | 1085 | 2029929 | 0 | 62.66180 | 62.66180 | 0 | 0.00 |
| | Total A + B | 1094 | 3239500 | 0 | 100.00000 | 100.00000 | 0 | 0 |
| C | Shares held by Custodians and against which Depository receipts have been issued | 0 | 0 | 0 | 0.00000 | 0.00000 | 0 | 0.00 |
| | Grand Total A + B + C | 1094 | 3239500 | 0 | 100.00000 | 100.00000 | 0 | 0 |

Date: 10.01.2013

Place: Ahmedabad

For Noble Polymers Limited

Shang Bhatt
Director

(b) STATEMENT SHOWING SHAREHOLDING OF PERSONS BELONGING TO PROMOTERS & PROMOTER GROUP

| Sr. No. | Name of Shareholder | No of Shares | Shares as % of Total no of shares | Shares Pledged or otherwise | | |
|---------|--|----------------|-----------------------------------|-----------------------------|----------------|--------------------------|
| | | | | Number | as a Percentag | As a % of of grand total |
| 1 | Shekhar Vora | 218200 | 6.74 | 0 | 0 | 0.00000 |
| 2 | Noble Detective & Security Services Pvt. | 54990 | 1.70 | 0 | 0 | 0.00000 |
| 3 | Mukeshbhai B. Desai | 198400 | 6.12 | 0 | 0 | 0.00000 |
| 4 | Rajubhai B. Desai | 183881 | 5.68 | 0 | 0 | 0.00000 |
| 5 | Payoshini Vora | 165300 | 5.10 | 0 | 0 | 0.00000 |
| 6 | Shailesh Chauhan | 155600 | 4.80 | 0 | 0 | 0.00000 |
| 7 | Hemangbhai M. Bhatt | 110140 | 3.40 | 0 | 0 | 0.00000 |
| 8 | Mukundrai M. Bhatt | 106060 | 3.27 | 0 | 0 | 0.00000 |
| 9 | Liz Hemang Bhatt | 17000 | 0.52 | 0 | 0 | 0.00000 |
| | Total | 1209571 | 37.34 | 0.00000 | 0 | 0.00000 |

For Noble Polymers Limited

Hemang Bhatt
DIRECTOR



(c) STATEMENT SHOWING SHAREHOLDING OF PERSONS BELONGING TO THE CATEGORY OF "PUBLIC" AND HOLDING MORE THAN 1% OF THE TOTAL NO OF SHARES

| Sr. No. | Name of Shareholder | No of Shares | % to Total No of Shares indicated in Statement at para (a) above. |
|---------|-----------------------|---------------|---|
| 1 | Prakash S. Jaluan | 91400 | 2.82 |
| 2 | Mukund M. Shah | 81900 | 2.53 |
| 3 | Shilpa Dhijen Mehta | 58000 | 1.79 |
| 4 | Manalap Dhijen Mehta | 57200 | 1.77 |
| 5 | Dhijen Rajendra Mehta | 55300 | 1.71 |
| 6 | Pratik H. Patwa | 55300 | 1.71 |
| 7 | Hemant J. Patwa | 54800 | 1.69 |
| 8 | Kartik H. Patwa | 53100 | 1.64 |
| 9 | Madhu rani Agrawal | 50200 | 1.55 |
| | Total | 557200 | 17.2 |

For Noble Polymers Limited


Hemang Bhatt
Director



(I)(c)(ii) Statement showing holding of securities (including shares, warrants, convertible securities) of persons (together with PAC) belonging to the category "Public" and holding more than 5% of the total number of shares of the company

| Sr. No. | Name(s) of the shareholder(s) and the Persons Acting in Concert (PAC) with them | Number of shares | Shares as a percentage of total number of shares {i.e., Grand Total (A)+(B)+(C) indicated in Statement at para (I)(a) above} | Details of warrants | | Details of convertible securities | | Total shares (including underlying shares assuming full conversion of warrants and convertible securities) as a % of diluted share capital |
|--------------|---|------------------|--|---------------------|---|---------------------------------------|--|--|
| | | | | Number of warrants | As a % total number of warrants of the same class | Number of convertible securities held | % w.r.t total number of convertible securities of the same class | |
| | NIL | NIL | NIL | NIL | NIL | NIL | NIL | NIL |
| TOTAL | NIL | NIL | NIL | NIL | NIL | NIL | NIL | NIL |

For Noble Polymers Limited



Shang Bhatt
Director

(I) (d) STATEMENT SHOWING DETAILS OF LOCKD IN SHARES

SCRIP CODE:40846

COMPANY NAME: NOBLE POLYMERS LIMITED

| Sr. No | Name of Shareholder | No of Locked-in Shares | % to Total No of Shares |
|--------|---------------------|------------------------|-------------------------|
| | | | |
| | | | |
| | NIL | NIL | NIL |

(II) (a) STATEMENT SHOWING DETAILS OF DEPOSITORY RECEIPTS (DRs)

| Sr. No | Type of Outstanding DR ((ADRs, GDRs, SDRs, etc.) | No of Outstanding DRs | No of Shares underlying O/s DRs. | shares underlying O/s DRs as % of Total Shares indicated in Statement at para (I)(a) above. |
|--------|--|-----------------------|----------------------------------|---|
| | | | | |
| | NIL | NIL | NIL | NIL |

(II) (b) STATEMENT SHOWING HOLDING OF DEPOSITORY RECEIPTS (DRs) WHERE UNDERLYING SHARES ARE IN EXCESS OF 1% OF THE TOTAL NO. OF SHARES

| Sr. No | Name of the DR Holder | Type of Outstanding DR ((ADRs, GDRs, SDRs, etc.) | No of Shares underlying O/s DRs. | shares underlying O/s DRs as % of Total Shares indicated in Statement at para (I)(a) above. |
|--------|-----------------------|--|----------------------------------|---|
| | | | | |
| | NIL | NIL | NIL | NIL |

For Noble Polymers Limited


Director

